

RESOLUTION NO. 13 - 26

RESOLUTION AMENDING THE COMPREHENSIVE WATER AND SEWERAGE PLAN FOR WORCESTER COUNTY TO EXPAND THE RIDDLE FARM SANITARY SERVICE AREA - SEWER PLANNING AREA

WHEREAS, the County Commissioners of Worcester County, Maryland (hereafter "County Commissioners") adopted the *Comprehensive Water and Sewerage Plan for Worcester County* (hereafter "The Plan") on August 23, 1994, pursuant to Section 9-503 of the Environment Article of the Annotated Code of Maryland; and

WHEREAS, the County Commissioners have received an application filed by Mark Spencer Cropper on behalf of WGC EDU, LLC seeking to amend the *Worcester County Comprehensive Water and Sewerage Plan* to add the following properties shown on Worcester County Tax Map 26 as Parcels 107, 258, 259, 298, 299, 300, 320, 322, 368 and 455 (Areas A and B), and Parcels 97, 98, 99, 101, 102, 104, 105, 106, 127, 129, 246, 247, 249, 250, 251, 336, 347, 351, 394, 420 and 440 (Area C), to the Riddle Farm Sewer Planning Area for the purpose of providing public sewer collection, treatment and disposal service from the Riddle Farm sewer system. The subject properties are located on the south side of US Route 50 (Ocean Gateway), just east of its intersection with Maryland Route 589 (Racetrack Road), east of the Town of Berlin, in the Third Tax District Worcester County, Maryland; and

WHEREAS, the maximum service commitment available to the subject properties is two hundred sixty-seven (267) equivalent dwelling units (EDUs) of sewer service at a rate of 275 gallons per day (gpd) per EDU achieved by expansion of the Riddle Farm Sewage Treatment Plant with disposal of treated effluent by spray irrigation. The above referenced properties will be designated S-1 (current to 2-years) in the *Worcester County Comprehensive Water and Sewerage Plan*; and

WHEREAS, the cost of any sewer infrastructure improvements will be the sole responsibility of the property owners served by the facilities; and

WHEREAS, the Worcester County Planning Commission, at their meeting of November 7, 2013, reviewed the proposed amendment to The Plan and found that the proposal is consistent with the *Worcester County Comprehensive Plan* and the zoning categories for the subject properties; and

WHEREAS, the County Commissioners held a duly advertised public hearing on December 17, 2013 to hear public comment on the requested amendment to The Plan; and

WHEREAS, as a result of their investigation and evaluation of the proposal in accordance with the provisions of Section 9-503 et. seq. of the Environment Article of the Annotated Code of Maryland, the County Commissioners have determined that the proposed amendment to The Plan, as recommended by the Planning Commission, is desirable.

NOW, THEREFORE, BE IT RESOLVED by the County Commissioners of Worcester County, Maryland that:

1. The *Comprehensive Water and Sewerage Plan for Worcester County* is hereby amended as shown on the map attached hereto entitled "Route 50 Commercial Planning Areas – S-1 Proposed, Case No. 2013-02" and as specified in the application of Mark Spencer Cropper on behalf of WGC EDU, LLC, to add the following properties shown on Worcester County Tax Map 26 as Parcels 107, 258, 259, 298, 299, 300, 320, 322, 368 and 455 (Areas A and B), and Parcels 97, 98, 99, 101, 102, 104, 105, 106, 127, 129, 246, 247, 249, 250, 251, 336, 347, 351, 394, 420 and 440 (Area C), to the Riddle Farm Sewer Planning Area for the purpose of providing public sewer collection, treatment and disposal service from the Riddle Farm sewer system; and


2. The maximum service commitment available to the subject properties is two hundred sixty-seven (267) equivalent dwelling units (EDUs) of sewer service at a rate of 275 gallons per day (gpd) per EDU achieved by expansion of the Riddle Farm Sewage Treatment Plant with disposal of treated effluent by spray irrigation. The above referenced properties will be designated S-1 (current to 2-years) in the *Worcester County Comprehensive Water and Sewerage Plan*. The expanded capacity will be provided as follows:

- a. The existing wastewater treatment and disposal capacity of the sanitary area will be increased by an additional 80,000 gpd from 197,750 gallons per day to a total of 277,750 gallons per day.
- b. The additional treated effluent will be disposed of by a parallel expansion of the spray irrigation system to accommodate the entire 36 holes of the two golf courses for the Riddle Farm community. The current Groundwater Discharge Permit is proposed to be similarly expanded to accommodate the increased flow.
- c. State of Maryland treated effluent storage requirements will be maintained by a seasonally adjusted storage factor typical of flow patterns identified for this service area.

AND BE IT FURTHER RESOLVED that this proposed amendment to The Plan shall be forwarded to the Maryland Department of the Environment (MDE) for their review and approval in accordance with the provisions of Section 9-507 of the Annotated Code of Maryland and that said amendments shall be officially incorporated into the Worcester County Comprehensive Water and Sewerage Plan upon said approval by MDE.


PASSED AND ADOPTED this 17th day of December, 2013.

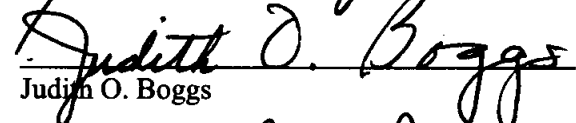
ATTEST:


Harold L. Higgins
Chief Administrative Officer


WORCESTER COUNTY COMMISSIONERS

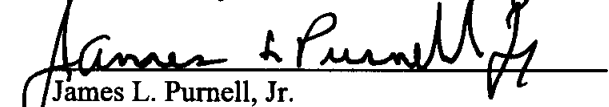

James C. Church, President


Merrill W. Lockfaw, Jr., Vice President

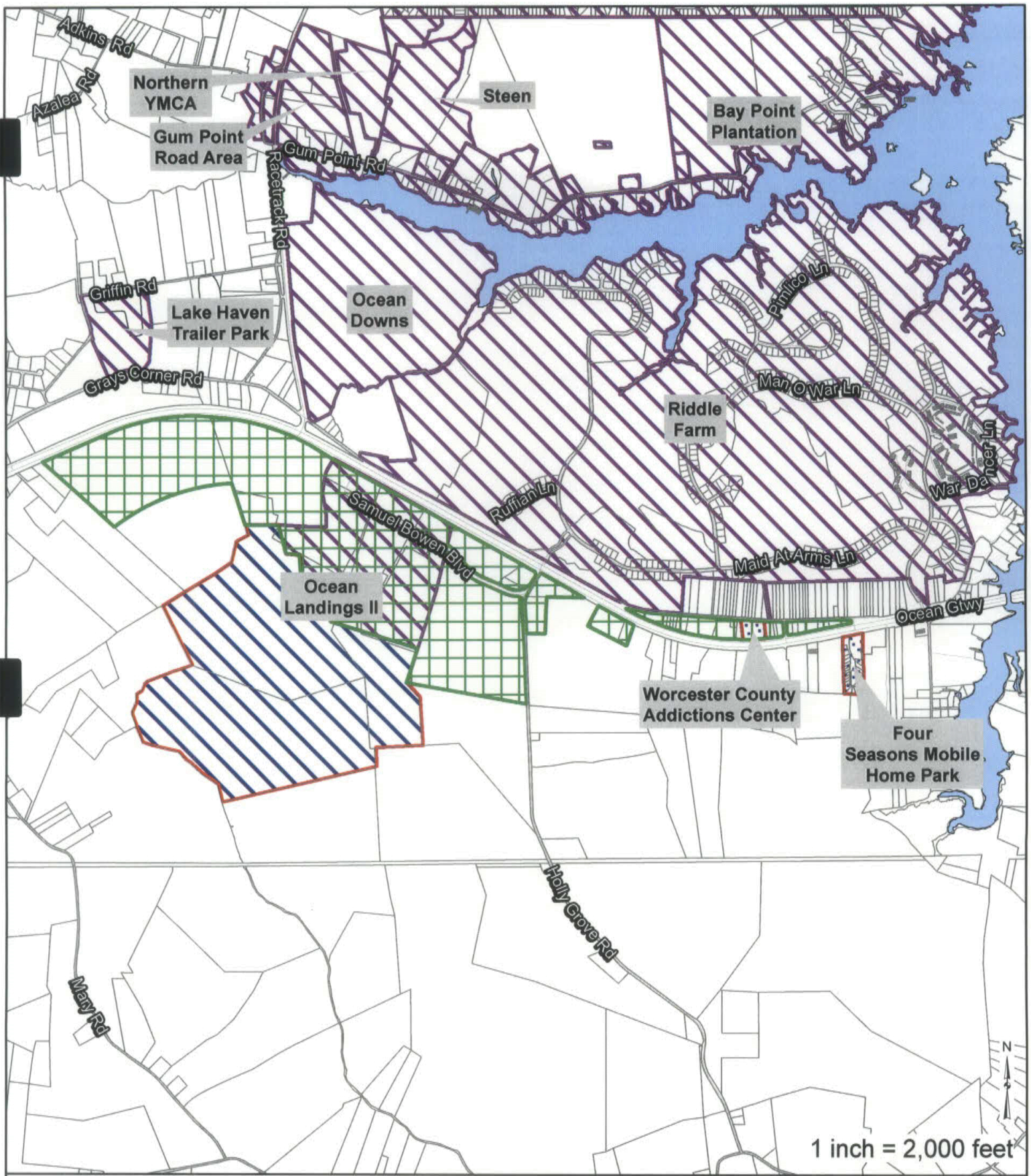

Judith O. Boggs


Madison J. Bunting, Jr.


Louise L. Gulyas


James L. Purnell, Jr.


Virgil L. Shockley



-  Proposed Expansion
-  S1 - Current to 2 Years
-  S6 - No Future Service, Ocean Landings II
-  Private Sewer Systems

Existing Sewer Planning Areas

Route 50 Commercial Planning Areas

S-1 Proposed

Case 2013-02